





**FITA LED**  
TIRA LED | LED STRIPS

2500031 2500032

 2700K  4000K

**CONTROLADORES**  
CONTROLADORES | CONTROLLERS

GRUV1 GRUV1-W GRUWT5

P. 110 - 123

**COMANDOS**  
COMANDOS | REMOTE CONTROLLER


GRUR1 GRURA2 GRUR1-1

P. 126 - 133


**TRANSFORMADORES**  
CONTROLADORES | CONTROLLERS

**15W**  
**1m**




TRANSF. 24V 15W\*M

**36W**  
**2m**




TRANSF. 24V 36W\*M

**60W**  
**3a4m**



TRANSF. 24V 60W\*M

**100W**  
**5a8m**



TRANSF. 24V 100W\*M

**...W**  
**>8m**



TRANSF. 24V 60W\*N



TRANSF. 24V 100W\*N



TRANSF. 24V 60W\*M\*S



TRANSF. 24V 100W\*M\*S

P. 104 - 107

**Respeite o comprimento máximo (metros) indicado na ficha técnica.**


*Respetar la longitud máxima (metros) indicada en la ficha técnica.  
Respect the maximum length (meters) indicated in the technical sheet.*

**CALHAS**  
PERFILES | PROFILES



**Superfície**  
Superficie | Surface  
P. 136 - 137

**Encastrar**  
Empotrar | Recess  
P. 138 - 139


**Pladur**  
Pladur | Profiles  
P. 140

**ACESSÓRIOS**  
ACCESORIOS | ACCESSORIES

GRUC2X05RN SQ CFC8



SQ CFF8